

Autodesk AutoCAD – Master Copy

Course Syllabus Instructor: William Stewart

- Week 1 – Day 1

- Orientation 15 minutes
- Overview of the Windows Vista desktop 1-2 minutes
- Launch AutoCAD 1-2 minutes
- Getting to know the layout 10 minutes
- Toolbars – Adding and subtracting 15 minutes
- The command line and the AutoCAD Text Window 10 minutes
- The Options dialog box 15 minutes
- The Foundation of any good CAD drawing... 55 minutes (25 minutes practice)
 - Points
 - Lines vs. Construction Lines
 - Circles
 - Rectangles
 - Arcs
 - Ellipse
- Object Snap Options 15 minutes
- Getting a better view... 10 minutes
- Crossing and Implied Windowing (Blue vs. Green) 10 minutes

Total: 157 minutes + break

- Week 1 – Day 2

- Review of Day 1 15 minutes
- Grid (Connect the dots) 10 minutes
- Coordinate Entry 20 minutes
- Polar Tracking & Snap 15 minutes
- *Project from book (if available) pg 62 fig 3-21* 15 minutes
- Dimensioning 35 minutes
 - Single Line Dimensions
 - Usage of the _dimcontinue Command
 - Angle Dimensioning
 - Circular Dimensioning
 - Ordinate Dimensioning
- Properties Window 15 minutes
- Adding Text 15 minutes
- Rotation 10 minutes
- *Project from book (if available) pg 66 fig 3-29* 20 minutes

Total: 170 minutes + break

Autodesk AutoCAD – Master Copy

Course Syllabus

Instructor: William Stewart

- Week 2 – Day 1

- Review of Wednesday 10 minutes
 - Grips 5 minutes
 - Erase, Move and Copy 15 minutes
 - Object Snap Modes *pg 115-119* 25 minutes
 - Undo, Redo and Regen 15 minutes
 - Limits: On and Off 10 minutes
 - Layout and printing 15 minutes
 - Model Space
 - 'Layout1'
 - Arcs: Part II *pg 146 – 150* 25 minutes
 - *Projects on page 155* Remainder of class
- Total: 120 minutes & break

- Week 2 – Day 2

- Erase 10 minutes
- Move 10 minutes
- Rotate 10 minutes
- Scale 10 minutes
- Stretch 10 minutes
- Lengthen 10 minutes
- Trim 10 minutes
- Extend 10 minutes
- Break 10 minutes
- Join 10 minutes
- Copy 10 minutes
- Mirror 10 minutes
- Offset 10 minutes
- Array 20 minutes
- Fillet 10 minutes
- Chamfer 10 minutes
- Chapter Exercises not enough time

Total: 170 minutes & break

Autodesk AutoCAD – Master Copy

Course Syllabus

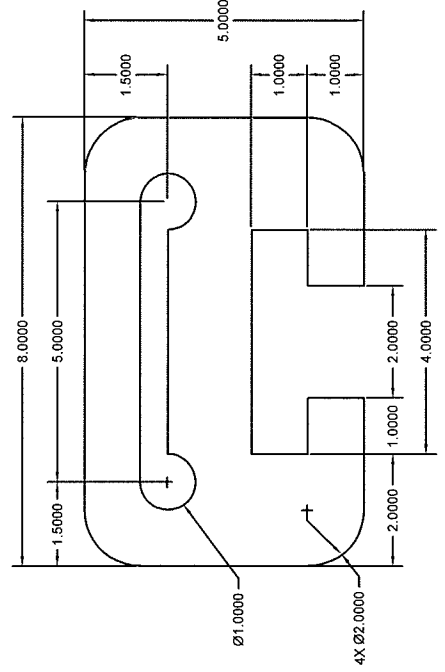
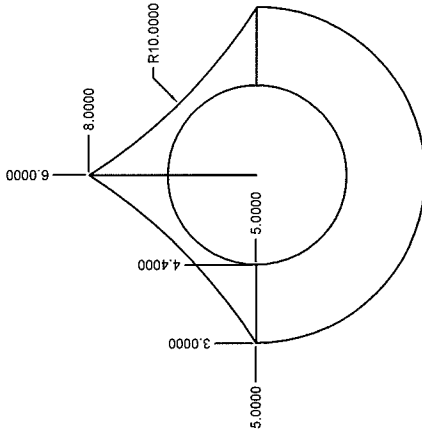
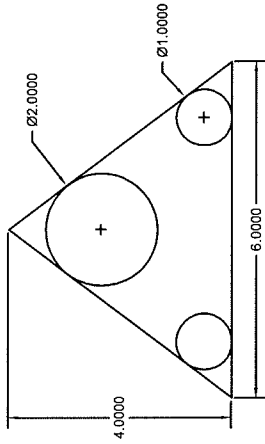
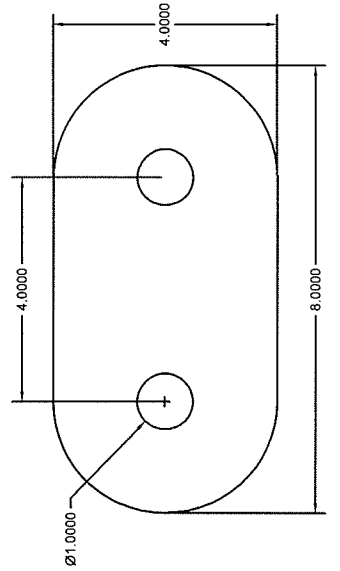
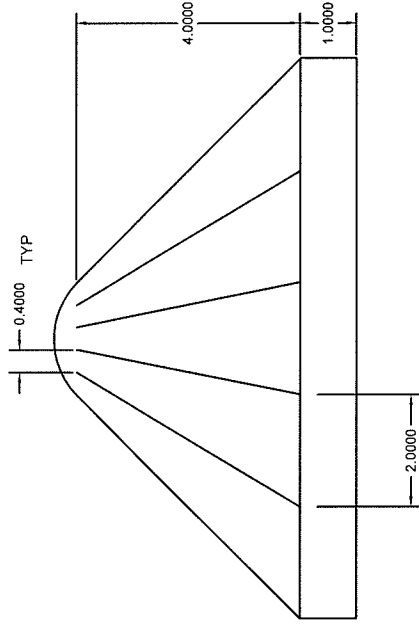
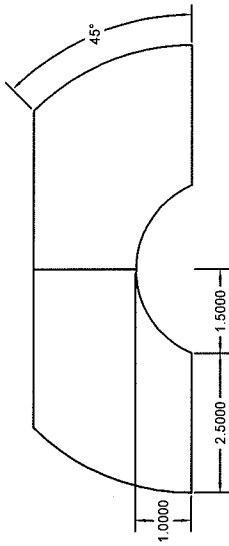
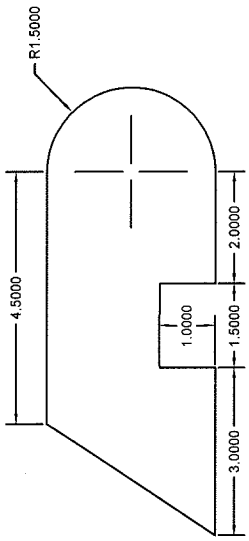
Instructor: William Stewart

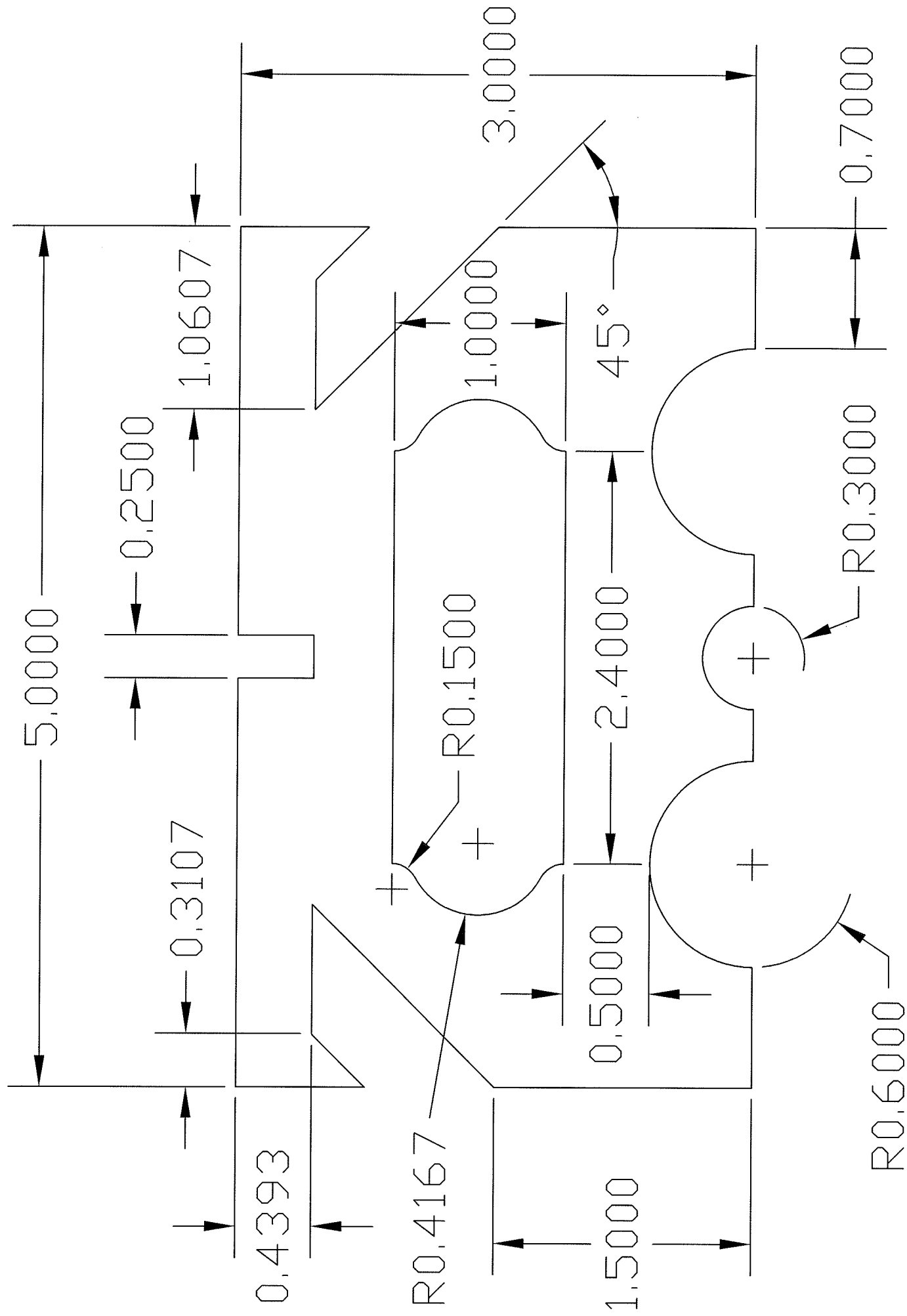
- Week 3, Day 1
 - Review of first two weeks
 - Example Drawings & Demonstration
 - Exercises from examples
 - Adding layers
 - Save your drawing

- Week 3, Day 2
 - Review
 - Continue on Monday's progress
 - Fitting the puzzle together
 - Plotting

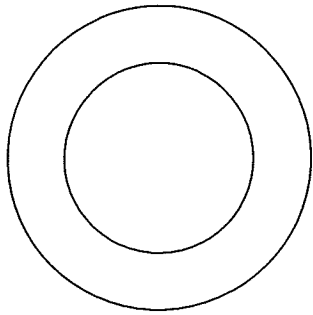
- Week 4,
 - Quiz
 - Quiz review and Q&A
 - Prepared exercises begin

- Week 5
 - Group / Team project
 - Final test
 - *Final review and Q&A*

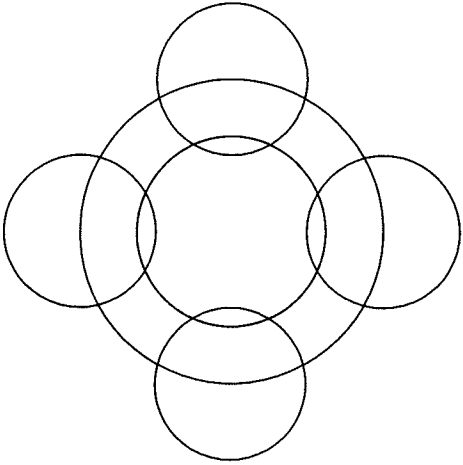




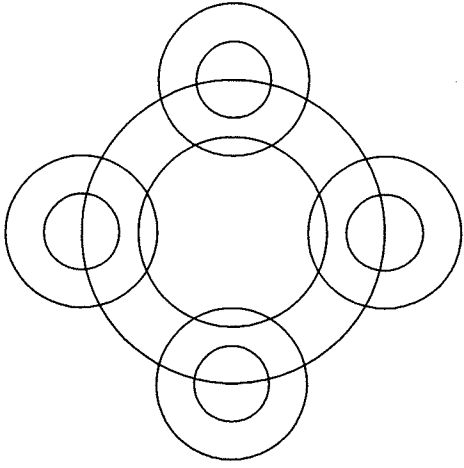
Step 1



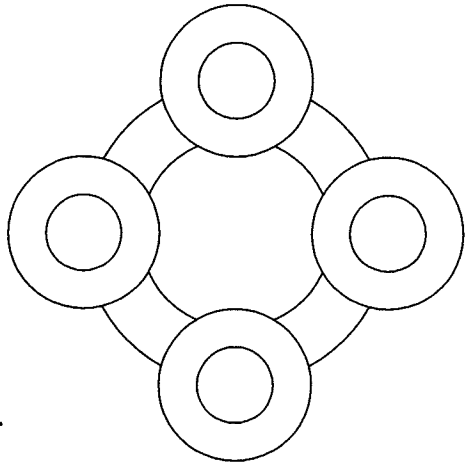
Step 2



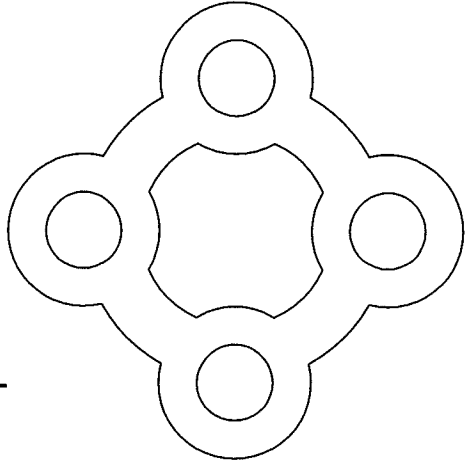
Step 3



Step 4



Step 5



Step 6

