

Jadwin-Geometry-5A Period-Off Site Learning Packet Day 6
Similar Polygons day 1

Figures that are similar (\sim) have the same shape but not necessarily the same size.

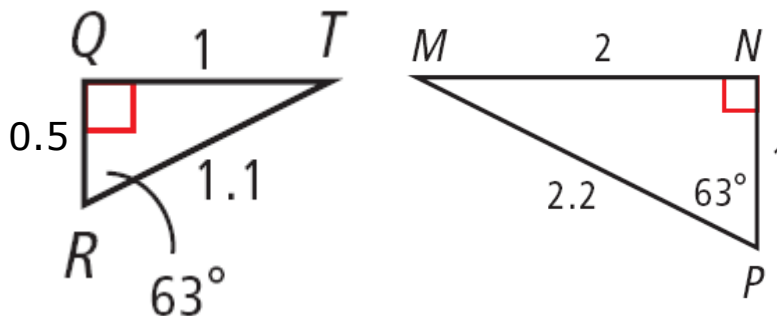


$\triangle 1$ is similar to $\triangle 2$ ($\triangle 1 \sim \triangle 2$).

Similar Polygons

DEFINITION	DIAGRAM	STATEMENTS
Two polygons are similar polygons if and only if their corresponding angles are congruent and their corresponding side lengths are proportional.		$\angle A \cong \angle E$ $\angle B \cong \angle F$ $\angle C \cong \angle G$ $\angle D \cong \angle H$ $\frac{AB}{EF} = \frac{BC}{FG} = \frac{CD}{GH} = \frac{DA}{HE} = \frac{1}{2}$

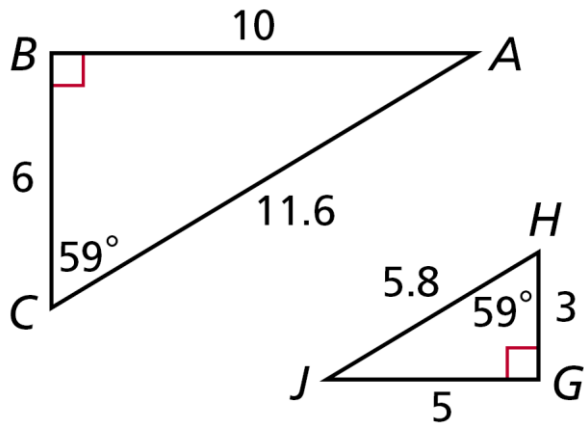
Example: Identify the pairs of congruent angles and corresponding sides.



Angles: $\angle Q \cong \angle N, \angle R \cong \angle P, \angle T \cong \angle M$

Sides: $\frac{QR}{NP}, \frac{QT}{MN}, \frac{RT}{MP}$

Example: Identify the pairs of congruent angles and corresponding sides.



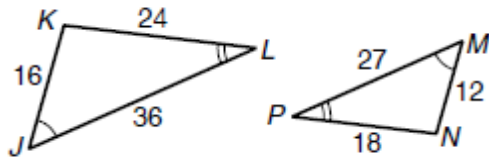
Angles: $\angle B \cong \angle G, \angle C \cong \angle H, \angle A \cong \angle J$

Sides: $\frac{BC}{HG}, \frac{BA}{GJ}, \frac{AC}{HJ}$

Jadwin-Geometry-5A Period-Off Site Learning Packet Day 6
Similar Polygons day 1

Identify the pairs of congruent angles and corresponding sides.

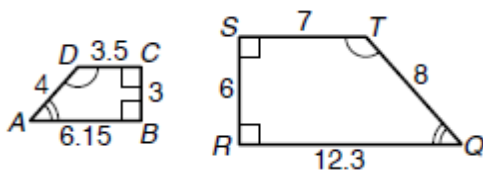
1.



Angles: _____

Sides: _____

2.



Angles: _____

Sides: _____