

Shank_Senior_Consumer Math 202_Period 2_Off-site Learning Packet Day 4

Lesson 6 Reading Utility Meters

Utilities
Household services.

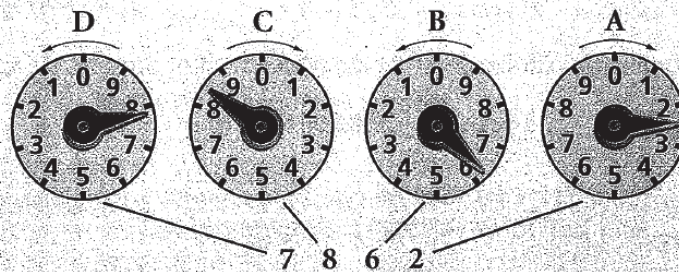
Meters
Devices that measure gas, electricity, or water.

Dials
The parts of a meter that show units.

Services for your home—such as gas, electricity, water, and telephone—are called **utilities**. The word utility comes from the word “use.” Only one gas and electric company and one water company provide services to everyone living in a given community. The amount of gas, electricity, and water that a customer uses is measured with devices called **meters**. The **dials** or numbers on the meter show how many units of the product have been consumed, or used, since the meter was installed.

Reading a Meter Sample dials from a gas meter are shown below. Each dial is divided into ten units. The numbers go in opposite directions because of the special gears that turn the pointers.

EXAMPLE



Begin with dial A. Read the number that the pointer has just passed. Take the lower number.

Then read dial B. If the pointer is between numbers, read the lower number. Even though the pointer appears to be exactly on a number, read the next lower number—unless the pointer to its right has passed zero. Dials C and D are read in the same way as dial B. The dials here read 7862.

Consumer Humor

“Did you know that John got a new job at the electric company?”

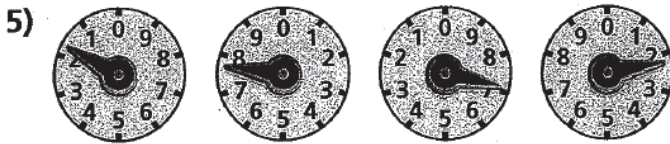

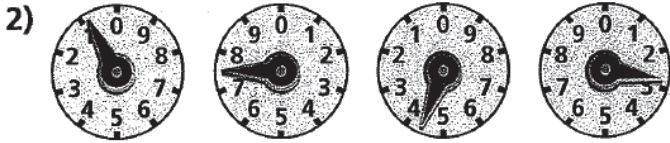
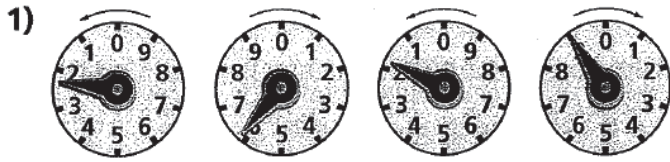
“Yes, they heard that he was a real live wire.”

Some utility meters show digits instead of a dial for each number. Read each digit as it appears on the meter. If a digit is between numbers, read the lower number.

EXAMPLE

7 8 6 2 The meter reads 7862.

Exercise A Record the readings on these sample utility meters.



6) **7065**

7) **6826**

8) **5310**

9) **591⁹₇**

10) **4994**